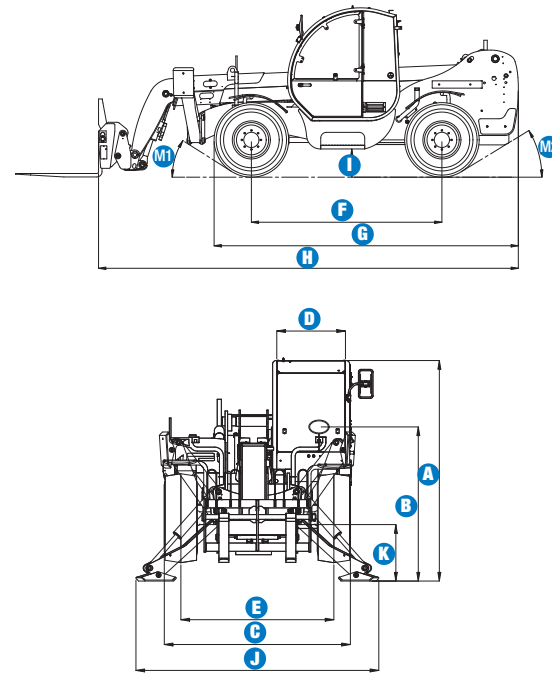


Specifications

MODEL		GTH™-4010 SX	
MEASUREMENTS	Metric	Imperial	
Lifting height maximum with stabilisers	9.74 m	31 ft 9 in	
Lifting height maximum without stabilisers	9.47 m	31 ft 1 in	
Lifting capacity maximum	4,000 kg	8,818 lbs	
Lift capacity at maximum height	3,500 kg	7,715 lbs	
Lift capacity at maximum reach	2,000 kg	4,409 lbs	
Forward reach maximum	6.22 m	20 ft 4 in	
Reach at maximum height	1.30 m	4 ft 3 in	
A Height	2.41 m	7 ft 11 in	
B Height at steering wheel	1.65 m	5 ft 5 in	
C Width	2.25 m	7 ft 5 in	
D Inside cab width	78 cm	2 ft 7 in	
E Track	1.85 m	6 ft 1 in	
F Wheelbase	2.75 m	9 ft	
G Length at front wheels	4.39 m	14 ft 5 in	
H Length at fork-holder plate	6.06 m	19 ft 11 in	
I Ground clearance	40 cm	1 ft 4 in	
J Overall width, stabilisers extended	2.93 m	9 ft 7 in	
M1 Obstruction angle	32°	32°	
M2 Departure angle	31°	31°	



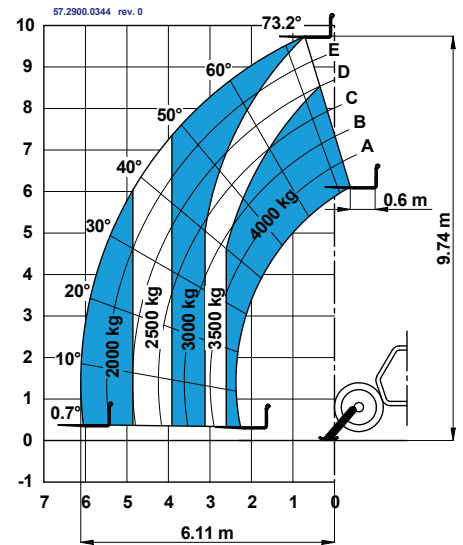
PRODUCTIVITY		
Inside/outside turning radius	1.80 m/3.85 m	5 ft 11 in/12 ft 8 in
Break out force (with 800L shovel SAE J 732/80)	5,500 kg	12,124 lbs
Towing capacity at dynamometer*/**	6,400 kg / 5,600 kg	14,110 lbs / 12,346 lbs
Drive speed max.	35km/h	21.8 mph
Fork-holder plate rotation	128°	128°
Floating forks	L 1200 mm Section 120x45 mm	L 3 ft 11 in Section 5 in x 1.77 in
Tyres (DIN 70361)	405/70-20" PR14 8 holes wheel disc	
Lifting/lowering speed**	11.5 sec/7 sec (TBC)	11.5 sec/7 sec (TBC)
Extension/retraction speed**	20 sec/14 sec (TBC)	20 sec/14 sec (TBC)

POWER		
Engine	Deutz TD2011 L04W 4-cylinder Turbo Diesel 91 hp (68 kW), Tier 3	
Tank capacities		
Fuel	90 L	20 gal
Engine oil	10 L	2 gal
Hydraulic oil	80 L	17.5 gal

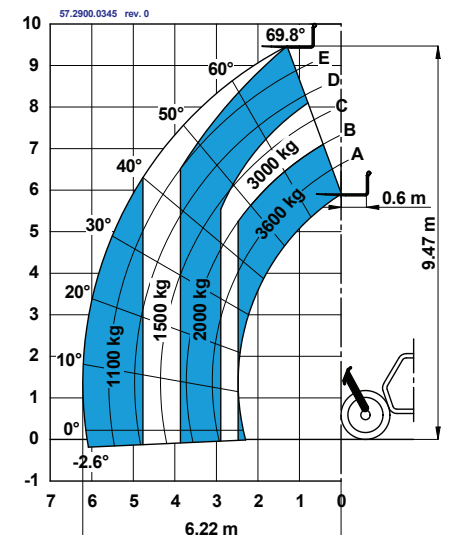
WEIGHT		
Weight***	9,200 kg	20,282 lbs

STANDARDS COMPLIANCE	
EU Machinery Directive 98/37/CE	Operating cab conforms to ISO3471 (ROPS) and ISO3449 (FOPS)
Low emission engine conforms to EU Directive 97/68/EC stage III	

*Loaded, **Unladen
 *** Weight will vary depending on options and/or country standards
 TBC = To Be Confirmed



Lift capacity chart (with stabilisers)



Lift capacity chart (without stabilisers)
 EN1459, Annex B

Features

STANDARD FEATURES

MEASUREMENTS

- 4,000 kg (8,818 lb) maximum lift capacity
- 9.74 m (31 ft 9 in) maximum lift height
- 6.22 m (20 ft 4 in) maximum forward reach

PRODUCTIVITY

- 4 x 4
- 4 - wheel steer
- 3 steering modes:
 - front wheel steer
 - crab steer
 - coordinated steer
- Hydraulic line on boom
- Power assisted steering
- Front stabilisers
- Hydrostatic transmission with variable displacement pump and motor
- Two-speed mechanical gearbox
- Hydraulic proportional distributor
- Electro proportional 3x1 joystick
- Limited slip differential on front axle
- Floating forks
- Attachment holder plate with mechanical coupling
- Two-section door (glass upper/steel lower)
- Angle and length indicators on boom correspond to load charts
- Adjustable suspended seat
- Large diameter steering wheel
- Front & rear windscreen wipers
- Sunshield
- Roof protection grid
- Two side rear view mirrors
- Front & rear lights
- Side mounted engine for easy access to components
- Oil immersed, multi-disc brakes on front axle
- Lockable fuel tank
- Longitudinal stability control system :
 - Load moment indicator with LEDs
 - Audible alarm
 - Automatic lock-out of boom extension and lowering
 - Automatic lock-out of stabilisers
 - Automatic lock-out of rear axle
- Maintenance collar

STANDARD FEATURES

POWER

- Deutz Turbo Diesel 68 kW (91 hp)

TYRES

- 405/70-20" tyres

OPTIONS & ACCESSORIES

PRODUCTIVITY

- Air conditioning
- Second hydraulic line on boom + electric line on boom
- Hydraulic quick coupling for attachments
- Concrete mixing bucket pre-arrangement
- Hydraulic Jib / Winch pre-arrangement on boom
- Special air filter
- Windshield protection grid
- Adjustable spotlight on boom including cable reel and cable bracket
- Adjustable spotlight on cab
- Fish eye rear view mirror in the back
- Wiper on cab roof
- Spare wheel 405/70-24"PR14 (instead of standard tyres)
- Foam filled tyre 405/70-20"PR14 (Supplement)
- Biodegradable naturelle HF-E Shell oil
- 6-ton towing hitch
- Hydraulic parking brake kit

ATTACHMENT OPTIONS

- Spare wheel 405/70-20" PR14
- Spare wheel 405/70-24" PR14
- Foam filled spare wheel 405/70-20" PR14
- Loading shovel 800 L
- Light material loading shovel 2000 L
- Concrete bucket 500/800 L manual/hydraulic discharge
- Concrete mixing bucket 500 L with remote control
- Brick-holder basket
- 10-ton hydraulic jack and 24 mm wheel nut wrench
- FEM 3 plate and forks kit
- Fork side-shift (+/- 100 mm)
- Fixed hook on plate
- 2 m jib, 2,000 kg capacity
- 4 m jib, 900 kg capacity
- 4 m jib with 900 kg capacity hydraulic winch
- Hydraulic winch 3000 kg

UK

Millennium House
Brunel Drive
Newark NG24 2DE
UK
Tel: +44 (0)1476 584333
Fax: +44 (0)1476 584334

France

10, ZA de la Croix St. Mathieu
28320 Gallardon
France
Tel: +33 (0)2 37 26 09 99
Fax: +33 (0)2 37 26 09 98

Germany

Finienweg 3
28832 Achim/Bremen
Germany
Tel: +49 (0)4202 8852-0
Fax: +49 (0)4202 8852-25

Spain

Gaià 31, Pol. Ind. Plá d'en Coll
08110 Montcada i Reixac
Barcelona
Spain
Tel: +34 93 572 50 90
Fax: +34 93 572 50 91

Scandinavia

Importgatan 17
422 46 Hisings Backa
Sweden
Tel: +46 31 57 51 00
Fax: +46 31 57 90 20

Middle East

Terex Middle East
PO Box 282325, Dubai
U.A.E.
Tel: +971 4 339 1800
Fax: +971 4 339 1802
Email: awp.infome@terex.com

Genie United States

18340 NE 76th Street
P.O. Box 97030
Redmond, WA
USA 98073-9730
Tel: +1 425 881-1800
Fax: +1 425 883-3475

Email: AWP-InfoEurope@terex.com

Distributed By: